

Notice of Meeting

Joint Public Protection Committee

A shared service provided by Bracknell Forest Council,
and West Berkshire Council

Monday, 13th June, 2022 at 7.00 pm

Venue: Council Chamber Council Offices Market Street
Newbury

Note: This meeting will be streamed live here:

<https://www.westberks.gov.uk/jointpublicprotectioncommitteelive>

To: Councillors John Harrison (Bracknell Forest Council), John Porter (Bracknell Forest Council), Thomas Marino (WBC Executive Member) and James Cole (WBC Council Representative)

Part I

Page No.

- | | | |
|---|---|-------|
| 8 | Priorities Update - Emerging Issues
To set out emerging issues for the service that may affect or supplement the implementation of the agreed priorities. | 1 - 8 |
|---|---|-------|

Contact Officer:

Stephen Chard, Legal and Democratic Services, West Berkshire Council, Council Offices,
Market Street, Newbury RG14 5LD

Email: stephen.chard@westberks.gov.uk **Tel:** 01635 519462

This page is intentionally left blank


Draft Document

Service Requests Data – Info attached for information to quarterly reports to establish trends – issued monthly to JMB

Table 1: Environmental Health and Licensing for PPP

Public Protection Partnership Bracknell Forest West Berkshire	Bracknell	West Berkshire	PPP	
	Q1	Q1	Q1	Comments
Housing				
Dog Warden				
Food Related				
Health and Safety				
Licensing				
Planning				
Pest				
Noise - Commercial				
Noise - Non-commercial				
All Bonfire/Smoke				
Anti-Social Behaviour				
Envirocrime				
Flytipping				
Other (e.g. other nuisances, cont. Land, private water supplies, burials, enclosed smoking)				
Grand Total	0	0	0	

Table 2: Trading Standards only, including commissioned services.

 Bracknell Forest West Berkshire Wokingham	Bracknell	West Berkshire	Wokingham	PPP	
	Q1	Q1	Q1	Q1	Comments
Door Step/Scam/No cold calling zones					
What are my rights? (Business)					
What are my rights? (Consumer)					
Trading Standards Notifications					
Misleading Description					
Unsafe goods					
Food Standards					
Animal Health					
Weight Restrictions					
Other (e.g. counterfeit goods, under age sales)					
Grand Total	0	0	0	0	




Measures of Volume – No targets as they are cumulative measures of volume (include trend information)

Measure	2021/22 Outturn	Q1	Q2	Q3	Q4	2022/23 Outturn
Number of Fols Received*						
Number of Service Complaints/Comments*						
Number of Councillor and MP Enquiries*						
Number of operations conducted based on intelligence relating to age restricted products*						
Number of PPP articles and press releases published on the PPP website						
Number of page views on PPP Website						
Number of PPP Facebook posts						
Number of PPP Twitter posts						
Number of new PPP Twitter followers						
Number of Facebook New Followers						
Number of licensed caravan site visits (programmed and reactive) *						
Number of food inspections carried out (includes those by alternative enforcement strategy) *						
Number of new food businesses registered*						
Number of New HMO licenses issued*						
Number of Renewal HMO licenses issued * (issued every 5 years)						
Number of housing visits (including Park Homes) carried out (excl Ukraine)*						
Percentage of Food Premises that have scored 0 in accordance with FHRS * (shown as denominator and numerator)						
Percentage of Food Premises that have scored 1 in accordance with FHRS * (shown as denominator and numerator)						
Percentage of Food Premises that have scored 5 in accordance with FHRS * (shown as denominator and numerator)						
Percentage of Licensing Applications under the Licensing Act 2003 that proceed to a hearing						

* will be reported by authority

Key	
▲	Increased since previous quarter
▶	Same as previous quarter
▼	Decreased since previous quarter

Key Performance Indicators Public

Type	Measure	2021/22 Outturn	Q1	Q2	Q3	Q4	2022/23 Outturn
Statutory IAA Local	Key						
IAA	% of service users satisfied with the Public Protection Partnership						
Local	% of Trading Standards requests for advice from business responded to within 3 working days						
IAA	Management of budget to within 1% of baseline						
IAA	Management of income to within 5% of budget						
Statutory	% of valid TEN's processed for consultation within 3 working days						
Statutory	% of valid Late TEN's processed for consultation within 3 working days						
Local	% of Premise licensing applications (New and Variations) processed within 28 days or 56 days if they proceed to a hearing						
Local	% of valid Taxi licensing applications and renewals (Hackney/Private Hire Drivers and Vehicles) processed within five days						

Type	Measure	2021/22 Outturn	Q1	Q2	Q3	Q4	2022/23 Outturn
Local	% of valid general licensing applications and renewals processed within five days						
Statutory	% of local authority pollution prevention and control (LAPPC) inspections, that are due, carried out						
Local	% of inspected food businesses that score at least 3 on the food hygiene rating scale during reporting period						
Local	% of licensed premise inspections, that are due by risk rating schedule, completed						

Annual Key Performance Indicators Public

	Measure	2021/22 Outturn	2022/23 Outturn	
Statutory	Submit Annual Air Quality Reports to DEFRA by 30 June			
Statutory	Submit to JMB the Annual Food Safety, Food Standards and Feed Service Plan in accordance with the Food Standard Agency Code of Practice by September			
Local	Four During Performance Inspections carried out on high profile events per annum			
Local	% of inspected food businesses on each score of the food hygiene rating scale		0 = 1 = 2 = 3 = 4 = 5 =	
Local	% of caravan sites due an inspection inspected within the reporting period			
Local	% of food hygiene inspections completed, that are due, as per FSA recovery plan			
Local	% of food standards inspections completed, that are due, as per FSA recovery plan			
Local	% of food premises rated as 0 or 1 on the FHRS at			

	Measure	2021/22 Outturn	2022/23 Outturn	
	the start of the year that are broadly compliant (3 score or above) by their next full inspection visit (subject to pending enforcement action) for premises with inspections due in reporting period			